

# G&W

# Product introduction

---


## Function introduction

# 5-layer filtration

Multi layer protection

Melt blown cloth is the key to professional protection

Effectively prevent haze, outdoor travel, safe and at ease





## Function introduction

---

**5-fold filtration and reassuring purification**

**Multi layer filtration is more efficient with 99%  
filtration efficiency**

  
MELT-BLOWN FABRIC




## Function introduction

---

# Garonneri

Inner skin friendly soft non-woven fabric, low sensitivity and no stimulation

—  
LOW SENSITIVITY IS NOT EXCITING



## Function introduction

### Key filter materials of melt blown fabric

The filtration efficiency of N95 reaches 99%,  
which can effectively protect respiratory health

—  
EFFECTIVELY PROTECT RESPIRATORY HEALTH



Respiratory resistance

< 80<sub>pa</sub>

N95 filtration efficiency

99%



## Function introduction

### Ergonomic design

3D cutting, according to the curve of human face, fit strong

—  
THREE-DIMENSIONAL JOINT

360°

Facial fit

5层

Protection





# Product packaging



**Package specification :** 1 single bag, 10 in a box, 800 in a box 。  
**Outer box size :** 73.5X42.5X32.5CM  
**Gross weight :** 10.38KG **Net weight :** 9.15KG



## Product packaging



### Single independent package

OPP bag is used for single mask, no secondary pollution, clean and hygienic

A SINGLE INDEPENDENT PACKING



Portable  
hygienic

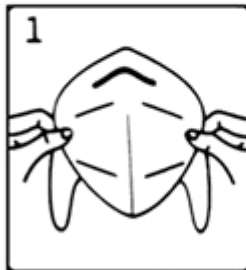


**Package specification :** 1 single bag, 10 in a box, 800 in a box 。  
**Outer box size :** 73.5X42.5X32.5CM  
**Gross weight :** 10.38KG **Net weight :** 9.15KG


## Function introduction

### Instructions for wearing and using


#### 360 ° face protection according to face shape



1. Pull the elastic band behind the ear and adjust the mask and elastic band until you feel comfortable



2. Cover the mask with your hand and exhale. If there is obvious gas leakage from the edge of the mask, adjust the mask again until there is no air leakage



3. Adjust the elastic to a comfortable position



4. Adjust the bridge of nose to make the mask fit closely with the bridge of nose and cheek



Thanks for watching